

NON RETURN VALVE (CHECK VALVE)

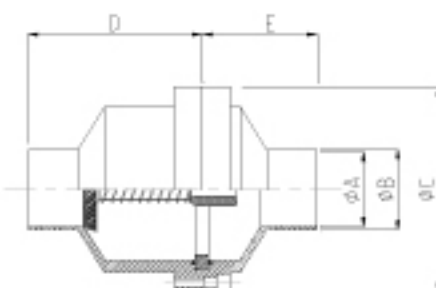


BODY & STEM & DISK : 304,316 FULL PRECISION MACHINED. ANGLE DESIGN FOR PRECISION OPEN AND CLOSED OPEN AND CLOSED. AND CAN BE USE ON HONEY AND STICKY LIQUID.

SPRING : STAINLESS STEEL MATERIAL SANITARY BOTH END DESIGN.

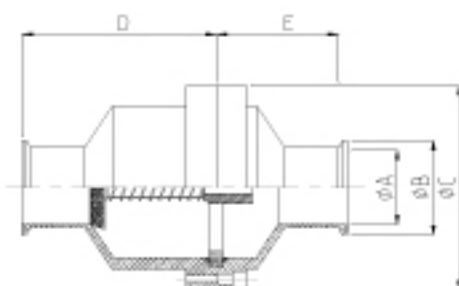
O-RING & SEAL RING : EPDM, SILICONE AND VITON MATERIAL.

COMPLETE VALVE : OPEN BY 0.45 BAR. MAX WORK 10 BAR. DESIGN CAN BE USE ON FOOD, PHARMACEUTICAL AND I.C INDUSTRY.



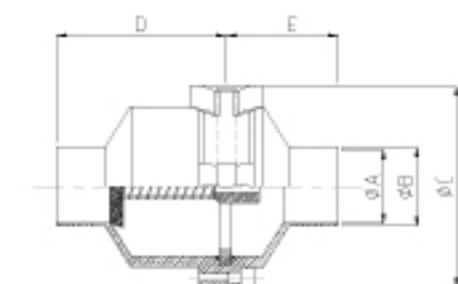
Flange Weld End

SIZE	A	B	C	D	E
1.0"	22.2	25.65	80	59	38
1.5"	34.9	38.35	93	59	38
2.0"	47.6	51.05	106	59	38
2.5"	60.3	63.75	123	59	38
3.0"	73	76.45	136	59	38



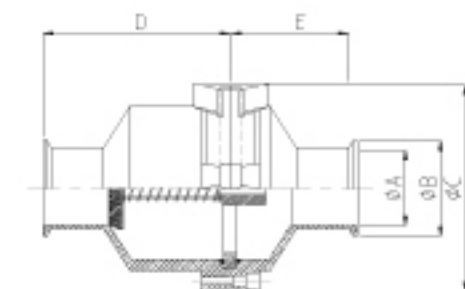
Flange Clamp End

SIZE	A	B	C	D
1.0"	22.2	25.65	38	59
1.5"	34.9	38.35	38	59
2.0"	47.6	51.05	38	59
2.5"	60.3	63.75	38	59
3.0"	73	76.45	38	59



Clamp Weld End

SIZE	A	B	C	D
1.0"	22.2	25.65	38	59
1.5"	34.9	38.35	38	59
2.0"	47.6	51.05	38	59
2.5"	60.3	63.75	38	59
3.0"	73	76.45	38	59



Clamp Clamp End

SIZE	A	B	C	D	E
1.0"	22.2	43.5	50.5	42	59
1.5"	34.9	43.5	50.5	42	59
2.0"	47.6	56.5	64	42	59
2.5"	60.3	70.5	77.5	42	59
3.0"	73	83.5	91	42	59